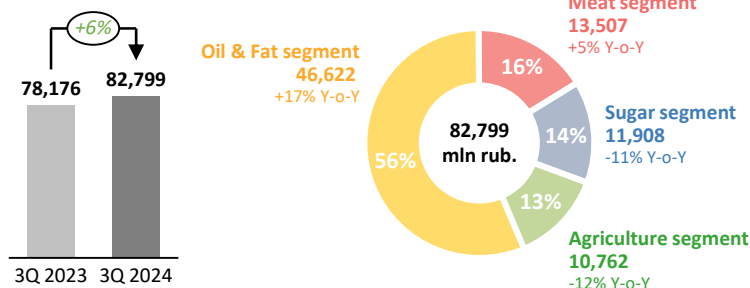


TRADING RESULTS 3Q AND 9M 2024

Rusagro's revenue structure* for 3Q 2024

million roubles



In 3Q 2024 Rusagro's consolidated revenue before intersegment eliminations amounted to **82,799 million roubles**. In comparison to 3Q 2023 sales increased by **6% (+4,623 million roubles)**.

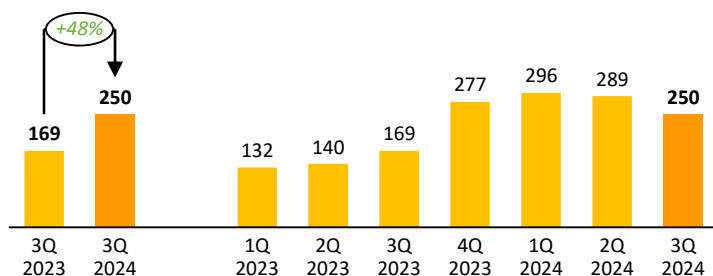
Rusagro's revenue improved mainly due to oil & fat business production growth and management of sales structure in meat business.

* Sales before intersegment eliminations and account for other sales.

OIL & FAT SEGMENT**

Production of Crude vegetable oil

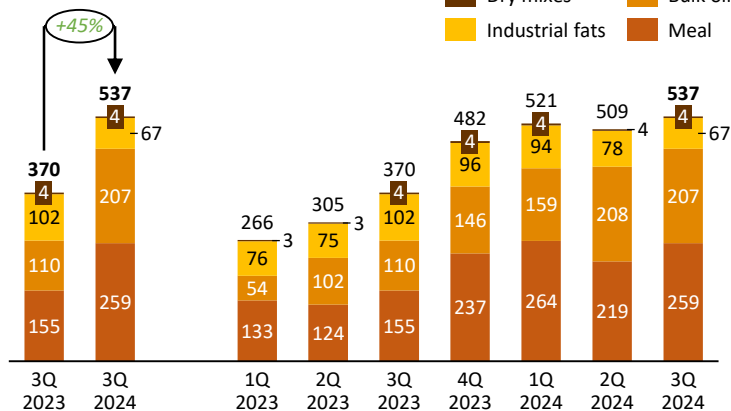
thousand tonnes



In 3Q 2024 crude vegetable oil production reached **250 thousand tonnes**, which is **48% (+81 thousand tonnes)** higher than in the same quarter of the previous year. Production increased organically following the modernization of Balakovo oil extraction plant (capacity growth by 30%), as well as growth of trouble-free operation time at remaining sites.

Sales volume of industrial oil & fat and dairy products

thousand tonnes



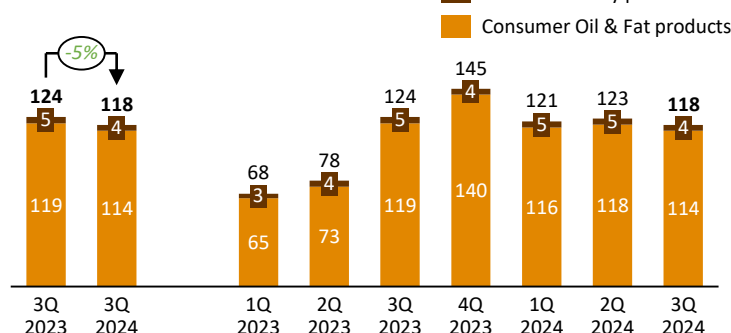
The volume of sales of industrial oil & fat and dairy products in 3Q 2024 amounted to **537 thousand tonnes**, which is **45% (+167 thousand tonnes)** higher than in the same quarter of the previous year.

Sales of meal and bulk oil rose by **67%** and **88%** (+104 and +97 thousand tonnes) respectively following production volume expansion after Balakovo oil extraction plant modernization.

Sales of industrial fats declined by **34%** (-35 thousand tonnes) following the decrease in output due to extension of logistics routes for palm oil delivery.

Sales volume of consumer oil & fat and dairy products

thousand tonnes



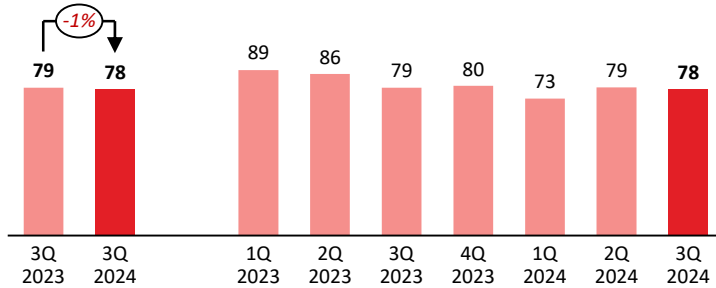
In 3Q 2024 sales of consumer product categories of the Oil & Fat business (bottled oil, margarines, mayonnaise and sauces based on it, ketchups, cheese, spreads, butter, cream and others) declined by **5%** to **118 thousand tonnes (-6 thousand tonnes)** under tightened competition in the domestic market.

** Results of the segment differ from previous publications due to presentation of united Oil & Fat business and NMGK Group results from 3Q 2024 after elimination of intra-segment operations

MEAT SEGMENT

Production of pigs

thousand tonnes, in live weight for slaughtering



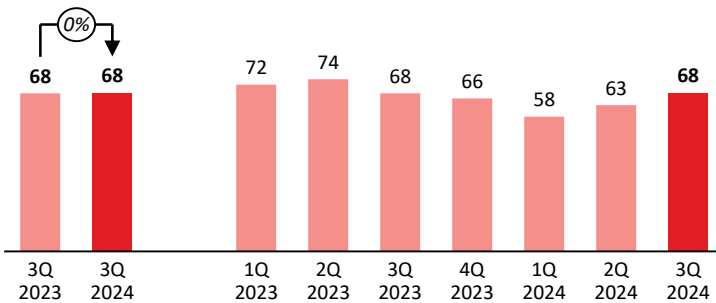
In 3Q 2024 production of live weight pork for slaughtering reached last year level and amounted to **78 thousand tonnes** due to the growth of output in the Central Federal District, which compensated the decline in Primorsky Krai production.

In the Central Federal District, the growth in live weight pork for slaughtering amounted to **2 thousand tonnes** due to the increase in efficiency of growing technology, which led to improvement of animals average weight.

The dynamics of production volume in Primorsky Krai were affected by the ASF outbreak in 2023 and subsequent measures to eliminate production risks. As of now, all five farms in the Primorye cluster affected by ASF have been inhabited.

Sales volume of pork products

thousand tonnes



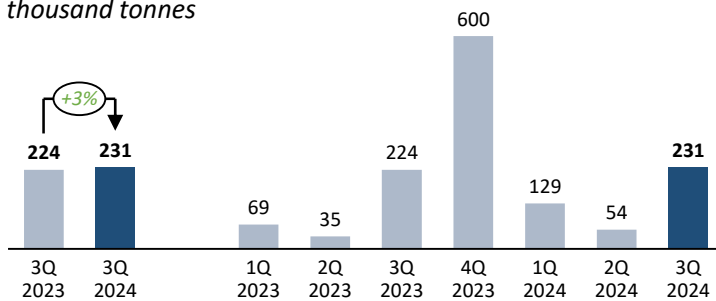
In 3Q 2024 sales volumes of pork products remained unchanged at **68 thousand tonnes** in comparison to the same quarter of the previous year.

Sales in the Central Federal District increased following production growth, which was offset by decline in Primorsky Krai sales due to postponed effect of the ASF outbreak in 2023.

SUGAR SEGMENT

Production of sugar

thousand tonnes

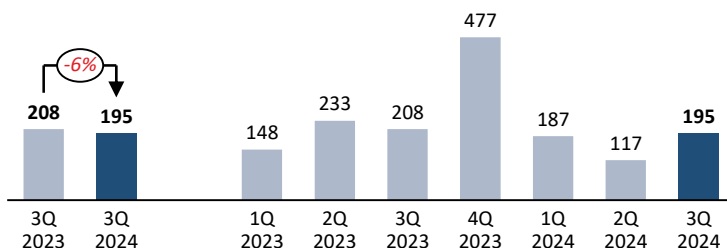


In 3Q 2024 sugar production rose to **231 thousand tonnes**, which is **3% (+7 thousand tonnes)** higher than it was produced during the same quarter of the previous year.

Sugar output increased due to earlier start of sugar beet processing compared to the previous year.

Sales volume of sugar

thousand tonnes

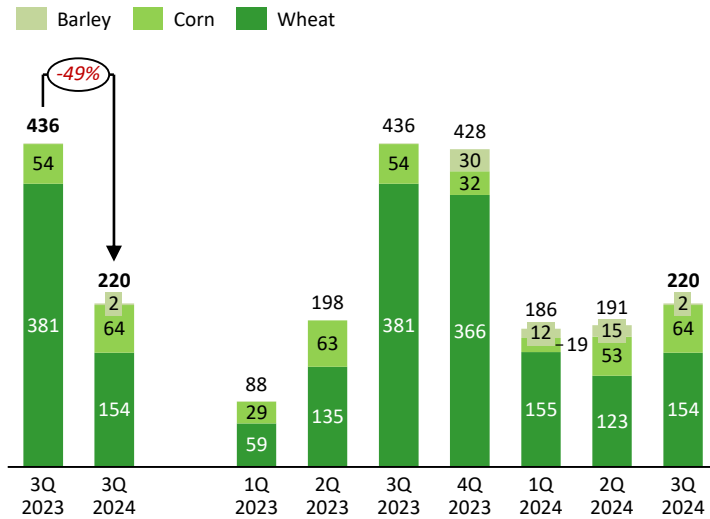


In 3Q 2024 sugar sales volume amounted to **195 thousand tonnes**, which is **6% or 13 thousand tonnes** lower compared to the same quarter of the previous year amid suspension of sugar exports from Russia in July and August 2024.

AGRICULTURE SEGMENT

Sales volume of grain crops

thousand tonnes



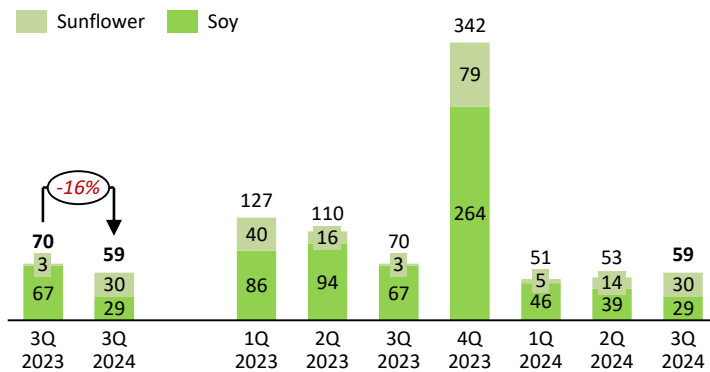
In 3Q 2024 grain sales volume amounted to **220 thousand tonnes**, which is **49% (-216 thousand tonnes)** lower than in the same quarter of the previous year.

Wheat sales volume declined by **60% (-227 thousand tonnes)** due to lower yield and volume reservation for shipment in 4Q 2024.

Corn sales increased by **20% (+11 thousand tonnes)** due to sale of volumes within annual sales plan.

Sales volume of oil crops

thousand tonnes

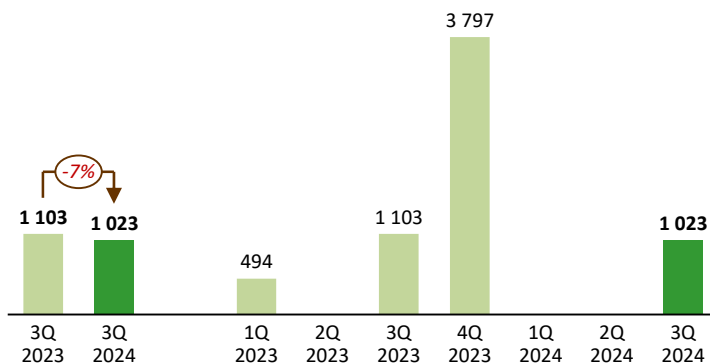


Oil crops sales in 3Q 2024 decreased by **16% (-11 thousand tonnes)** to **59 thousand tonnes** compared to the same quarter of the previous year.

Soy sales reduction in 3Q 2024 was due to adverse weather conditions and yield reduction. Which was partially compensated by sunflower sales growth by **27 thousand tonnes** amid improved trading activity.

Sales volume of sugar beet

thousand tonnes



Sugar beet sales in 3Q 2024 decreased by **7% to 1 023 thousand tonnes (-80 thousand tonnes)** due to yield reduction amid adverse weather conditions compared to the same quarter of the previous year.

Trading results of 3Q and 9M 2024

thousand tonnes

Item	9M 2024	9M 2023	Change, %	3Q 2024	3Q 2023	Change, %
Total sales*, million roubles	225 516	187 757	20%	82 799	78 176	6%
Oil & Fat Segment**						
Production volume of crude vegetable oil	835	441	89%	250	169	48%
Sales volume of consumer products, including:	362	270	34%	118	124	(5%)
oil & fat products	348	257	35%	114	119	(4%)
dairy products	14	12	8%	4	5	(6%)
Sales volume of industrial products, including:	1 566	940	67%	537	370	45%
meal	741	412	80%	259	155	67%
bulk oil	574	266	116%	207	110	88%
industrial fats	240	253	(5%)	67	102	(34%)
dry whey mixes	11	10	10%	4	4	0%
Meat Segment						
Production volume of pork in live weight for slaughtering	231	254	(9%)	78	79	(1%)
Sales volume of pork products	189	214	(12%)	68	68	0%
Sugar Segment						
Production volume of sugar	414	327	27%	231	224	3%
Sales volume of sugar	499	589	(15%)	195	208	(6%)
Agriculture Segment						
Sales volume of grain crops, including:	597	721	(17%)	220	436	(49%)
wheat	432	575	(25%)	154	381	(60%)
corn	136	145	(6%)	64	54	20%
barley	30	1		2	1	181%
Sales volume of oil crops, including:	163	306	(47%)	59	70	(16%)
sunflower	49	58	(16%)	30	3	
soybeans	114	248	(54%)	29	67	(57%)
Sales volume of sugar beet	1 023	1 597	(36%)	1 023	1 103	(7%)

* Sales before intersegment eliminations and account for other sales.

** Results of the segment differ from previous publications due to presentation of united Oil & Fat business and NMGK Group from 3Q 2024 after elimination of intra-segment operations.

Comment: Since some indicators and percentages in the diagrams and texts of the press release were rounded to the nearest whole number, the sum of the rounded values may not fully match the totals. Further, calculations of changes were derived from the pre-rounded indicators and may therefore not fully match the changes calculated with the rounded values.