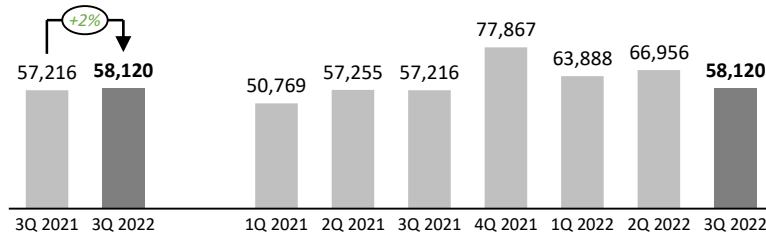


# TRADING RESULTS 3Q AND 9M 2022

## Sales\*

million roubles

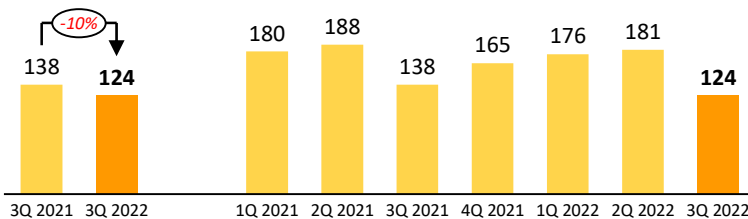


In 3Q 2022 Rusagro’s consolidated sales before intersegment eliminations reached **58,120 million roubles**. In comparison to 3Q 2021 sales increased by **2% (+904 million roubles)**.

## OIL & FAT SEGMENT

### Production of Crude vegetable oil

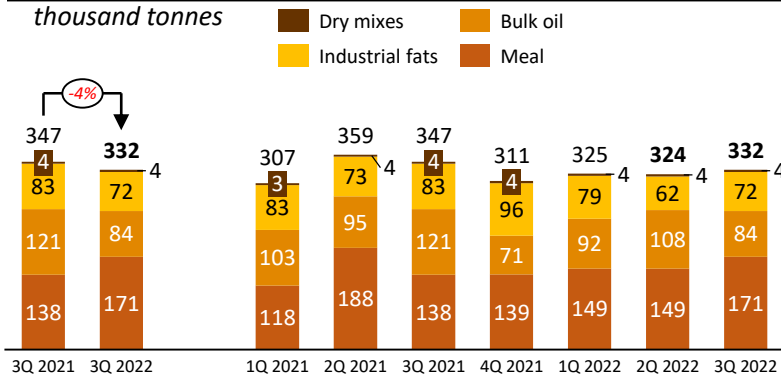
thousand tonnes



In 3Q 2022 Rusagro produced **124 thousand tonnes** of crude vegetable oil, which is **10% (-14 thousand tonnes)** less than in the same quarter of the previous year. Negative change is attributed to elevated oil content in sunflower seeds in the previous season and shift of the harvest timeline due to the weather conditions.

### Sales volume of industrial oil & fat and dairy products

thousand tonnes

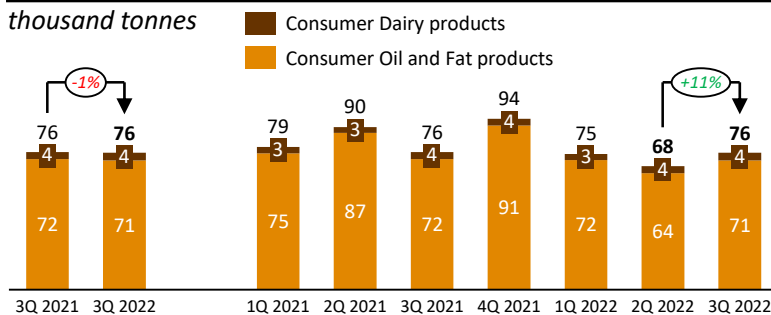


Sales volume of industrial oil & fat and dairy products in 3Q 2022 reached **332 thousand tonnes**, which is **4% (-15 thousand tonnes)** less than in the same quarter of the previous year.

Sales of crude oil and industrial fats dropped by **30 and 14% (-37 thousand and -11 thousand tonnes)** respectively. Sales of meal rose by **24% (+33 thousand tonnes)**.

### Sales volume of consumer oil & fat and dairy products

thousand tonnes



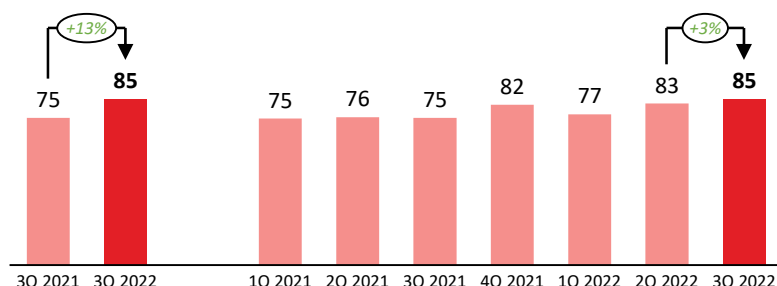
In 3Q 2022 sales of all key consumer products categories of Rusagro’s Oil & Fat segment (bottled oil, consumer margarines, mayonnaise and mayonnaise based sauces, cheeses, spreads, butter and cream) reached **76 thousand tonnes**, which is **1% (-0.4 thousand tonnes)** less than in the same quarter of the previous year.

\* Sales before intersegment eliminations and account for other sales.

## MEAT SEGMENT

### Production of pigs

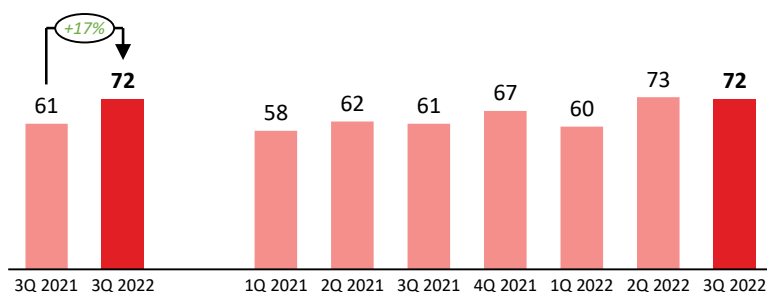
thousand tonnes, in live weight for slaughtering



In 3Q 2022 Rusagro produced **85 thousand tonnes** of pork in live weight for slaughtering, which is **13% (+10 thousand tonnes)** more than in the same quarter of the previous year. Output growth is attributed to the launch of production capacity in Primorsky Krai.

### Sales volume of pork products

thousand tonnes

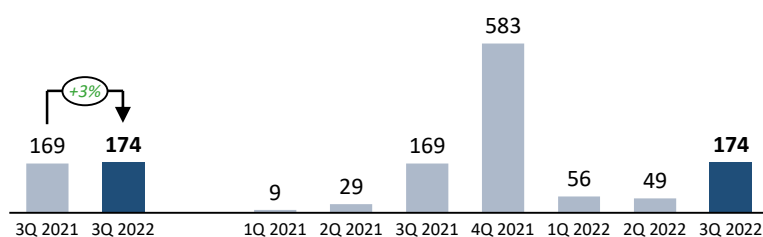


In 3Q 2022 in comparison to the same quarter of the previous year sales volume of pork products increased by **17% (+10 thousand tonnes)** – to up to **72 thousand tonnes**.

## SUGAR SEGMENT

### Production of sugar

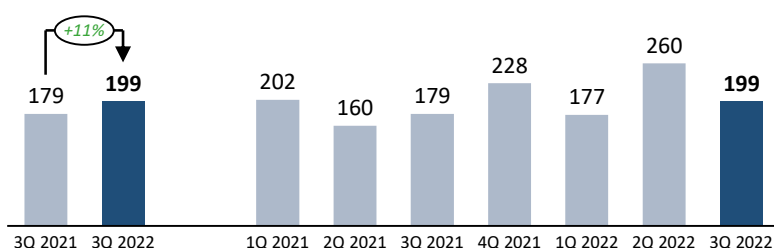
thousand tonnes



In 3Q 2022 due to earlier launch of the plants Rusagro produced **174 thousand tonnes of sugar**, which is **3% (+5 thousand tonnes)** more than in the same quarter of the previous year. During 9 months of 2022 sugar output grew by **34%** to up to **278 thousand tonnes**, which is attributed to the longer season of sugar beet processing and higher volume of sugar produced from molasses purchased from third parties.

### Sales volume of sugar

thousand tonnes

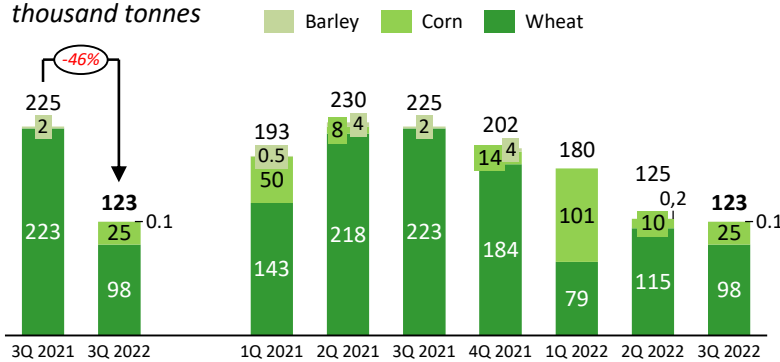


In 3Q 2022 in comparison to the same quarter of the previous year Rusagro's sales volume of sugar jumped by **11% (+19 thousand tonnes)** – to up to **199 thousand tonnes**. Sugar sales volumes were dictated by market conditions.

## AGRICULTURE SEGMENT

### Sales volume of grain crops

thousand tonnes

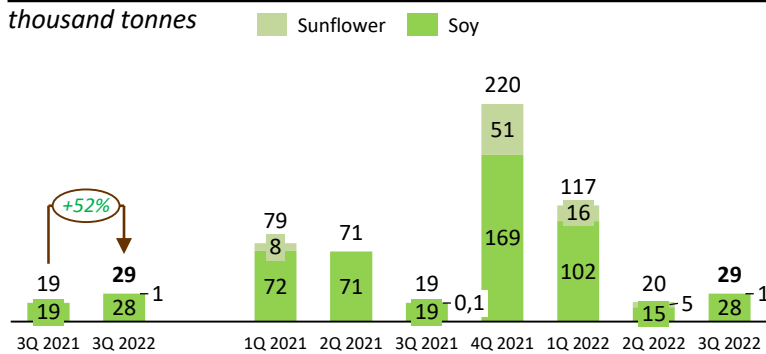


Sales volume of grain crops in 3Q 2022 reached **123 thousand tonnes**, which is **46% (-102 thousand tonnes)** less than in the same quarter of the previous year. Mainly the drop is attributable to lower sales volume of wheat – it reduced by **56% (-125 thousand tonnes)**. Grains sales volumes were dictated by market conditions.

In 3Q 2022 Rusagro launched new business stream – trading. Sales volumes of grains in 3Q 2022 include **49 thousand tonnes** of wheat purchased from third parties.

### Sales volume of oil crops

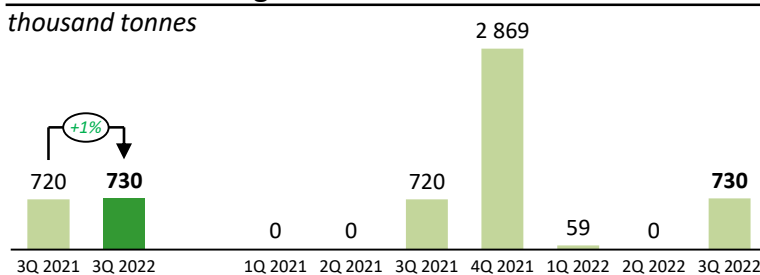
thousand tonnes



Sales of oil crops in 3Q 2022 in comparison to the same quarter of the previous year jumped by **52% (+10 thousand tonnes)** - to up to **29 thousand tonnes** due to increase of soy sales by **50% (+9 thousand tonnes)**. Oil crops sales volumes were dictated by market conditions.

### Sales volume of sugar beet

thousand tonnes



In 3Q 2022 sales of sugar beet increased by **1% (+10 thousand tonnes)** in comparison to the same quarter of the previous year – to up to **730 thousand tonnes**.

## Trading results of 3Q and 9 months 2022

thousand tonnes

Item	9M 2022	9M 2021	Change, %	3Q 2022	3Q 2021	Change, %
Total sales, million roubles	188,963	165,240	14%	58,120	57,216	2%
<b>Oil &amp; Fat Segment</b>						
Production volume of crude vegetable oil	482	506	(5%)	124	138	(10%)
Sales volume of consumer products, including:	219	244	(11%)	76	76	(1%)
oil & fat products	207	234	(11%)	71	72	(1%)
dairy products	11	10	10%	4	4	6%
Sales volume of industrial products, including:	980	1 013	(3%)	332	347	(4%)
meal	470	443	6%	171	138	24%
bulk oil	284	319	(11%)	84	121	(30%)
industrial fats	213	239	(11%)	72	83	(14%)
dry whey mixes	13	11	14%	4	4	7%
<b>Meat Segment</b>						
Production volume of pork in live weight for slaughtering	245	226	8%	85	75	13%
Sales volume of pork products	205	182	12%	72	61	17%
<b>Sugar Segment</b>						
Production volume of sugar	278	208	34%	174	169	3%
Sales volume of sugar	636	541	18%	199	179	11%
<b>Agriculture Segment</b>						
Sales volume of grain crops, including:	428	648	(34%)	123	225	(46%)
wheat	292	583	(50%)	98	223	(56%)
corn	135	58	134%	25	-	-
barley	0,34	7	(95%)	0,14	2	(92%)
Sales volume of oil crops, including:	166	169	(2%)	29	19	52%
sunflower	21	8	169%	1	0,11	409%
soy	145	161	(10%)	28	19	50%
Sales volume of sugar beet	788	720	9%	730	720	1%

\* Sales before intersegment eliminations and account for other sales.

Comment: Since some indicators and percentages in the diagrams and texts of the press release were rounded to the nearest whole number, the sum of the rounded values may not fully match the totals. Further, calculations of changes were derived from the pre-rounded indicators and may therefore not fully match the changes calculated with the rounded values.